


BYNARJIS

What to expect on
your training day
with us at ByNarjis

@BYNARJIS
WWW.BYNARJIS.COM



Our courses are designed for both beginners and experienced practitioners who want to advance their skills in aesthetic medicine. Combining theoretical learning with practical, hands-on experience, our programs cover essential topics such as advanced injection techniques, facial anatomy, patient assessment, and safety protocols.


Led by industry experts, our training ensures personalized attention with small class sizes to enhance your learning experience. Whether you aim to expand your treatment options, refine your injection skills, or stay current with industry advancements, our courses provide the knowledge and tools you need for success.

Join By Narjis to enhance your expertise and deliver exceptional care to your patients. We are committed to excellence, integrity, and ethical practice, positioning us as leaders in aesthetic training. Unlock your potential and grow professionally with our comprehensive aesthetic training programs.

We offer two distinct courses tailored to meet your specific needs, whether you are just starting out or looking to deepen your expertise in aesthetic medicine.

BYNARJIS

AESTHETICS



Option 1:

Access to Dermal Filler and Anti-Wrinkle Injections (Botox) Course

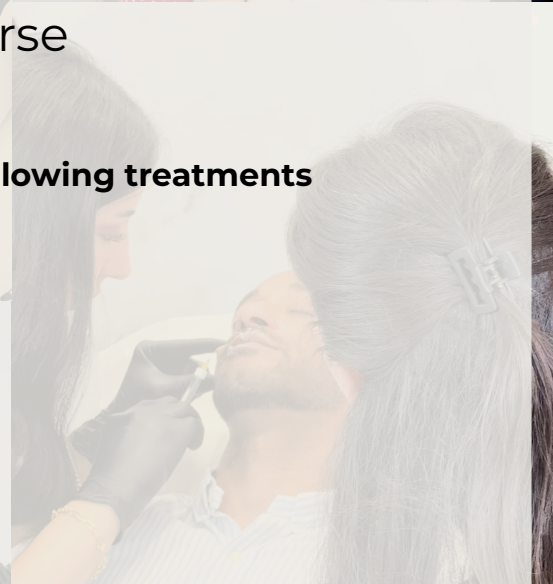
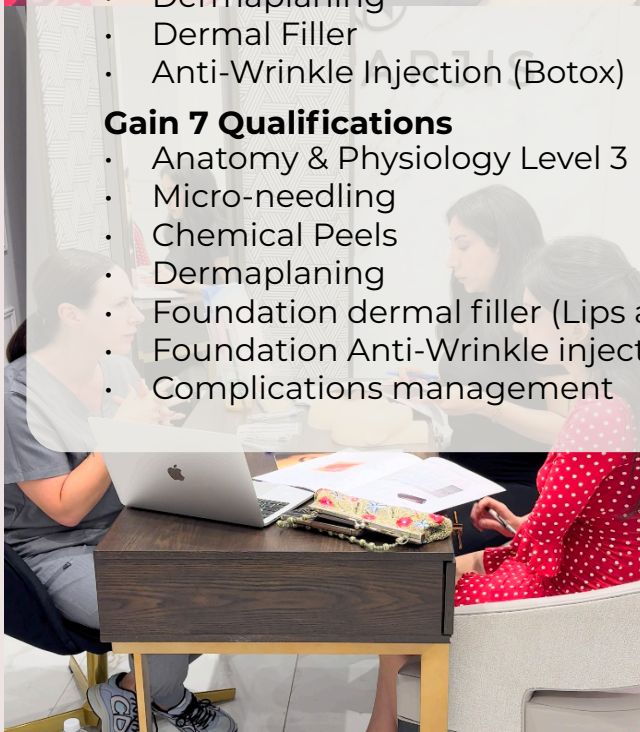
Course Length: 2 Days

This includes training on the following treatments

- Chemical Peels
- Microneedling
- Dermaplaning
- Dermal Filler
- Anti-Wrinkle Injection (Botox)


Gain 7 Qualifications

- Anatomy & Physiology Level 3
- Micro-needling
- Chemical Peels
- Dermaplaning
- Foundation dermal filler (Lips and nasolabial folds)
- Foundation Anti-Wrinkle injections (3 areas of the upper face)
- Complications management



BYNARJIS

AESTHETICS



Access pathway into Aesthetics

Step 1

Level 3 Anatomy and Physiology

Assessment type: Assignment
Home Learning

Step 2

Dermaplaning, Chemical Peels & Microneedling

Theory & Practical
Classroom Learning: 1 day

Step 3

Intro to Dermal Fillers Intro to Anti-Wrinkle Injection

Theory & Practical
Classroom Learning: 1 day

Step 1 involves studying Anatomy & Physiology at Level 3, where you will review a comprehensive information pack and complete an assignment prior to attending your classes.

Upon completion, you will participate in a two-day intensive training session, covering theoretical and practical aspects of dermaplaning, microneedling, chemical peels, dermal filler techniques for the lips and nasal folds, and botox administration for the upper face.

The Aesthetics Pathway course provided ByNarjis Aesthetics Training Academy is CPD accredited by the CPD Consultants.

The CPD-accredited courses include Level 3 Anatomy & Physiology, Dermaplaning, Chemical Peels, Microneedling, Introductory Anti-Wrinkle Injections, Introductory Dermal Fillers and Complications Management.

BYNARJIS

AESTHETICS



Option 2:

Introduction to Dermal Fillers and Anti-Wrinkle Injections (Botox) Course

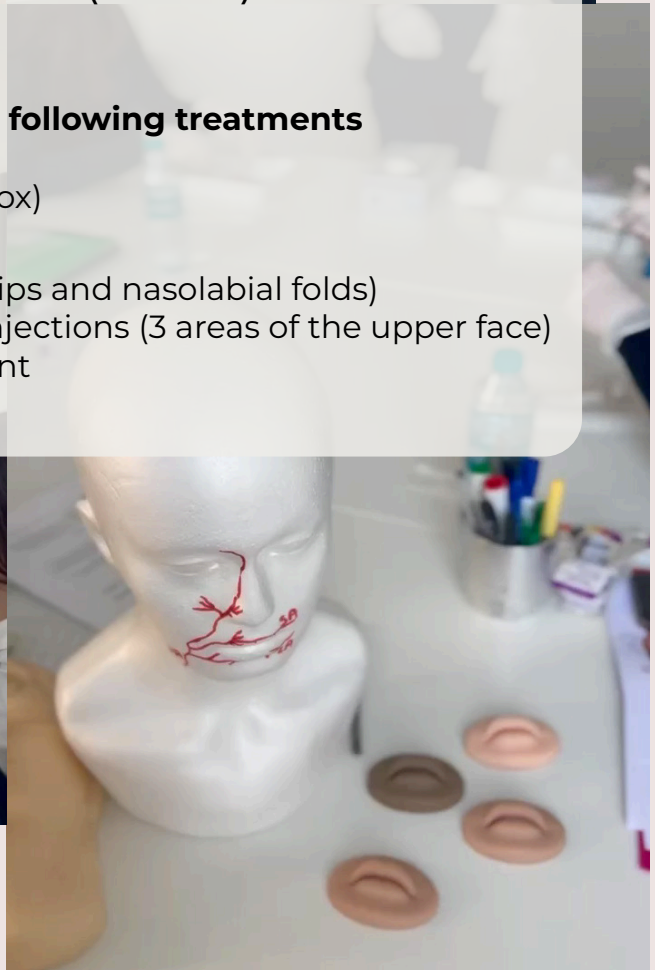
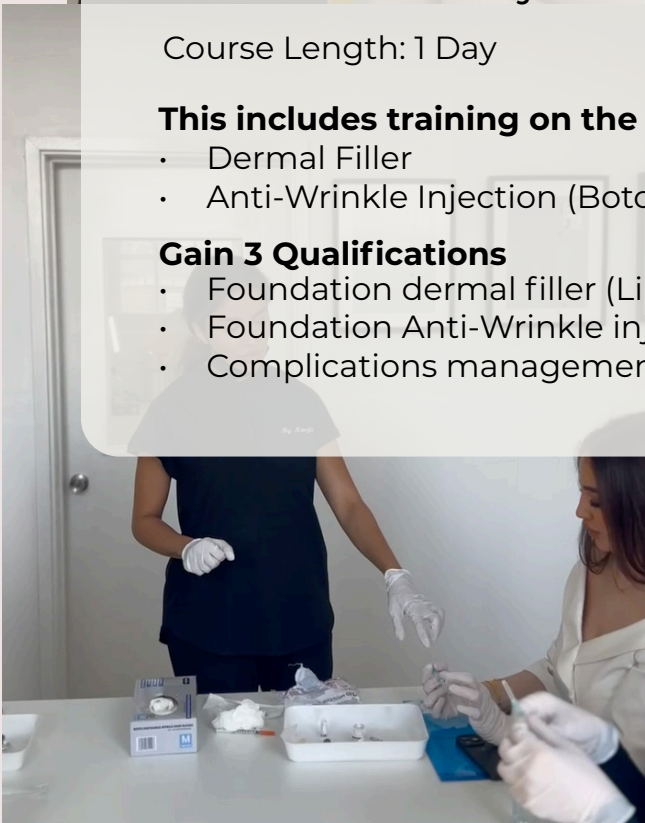
Course Length: 1 Day

This includes training on the following treatments

- Dermal Filler
- Anti-Wrinkle Injection (Botox)

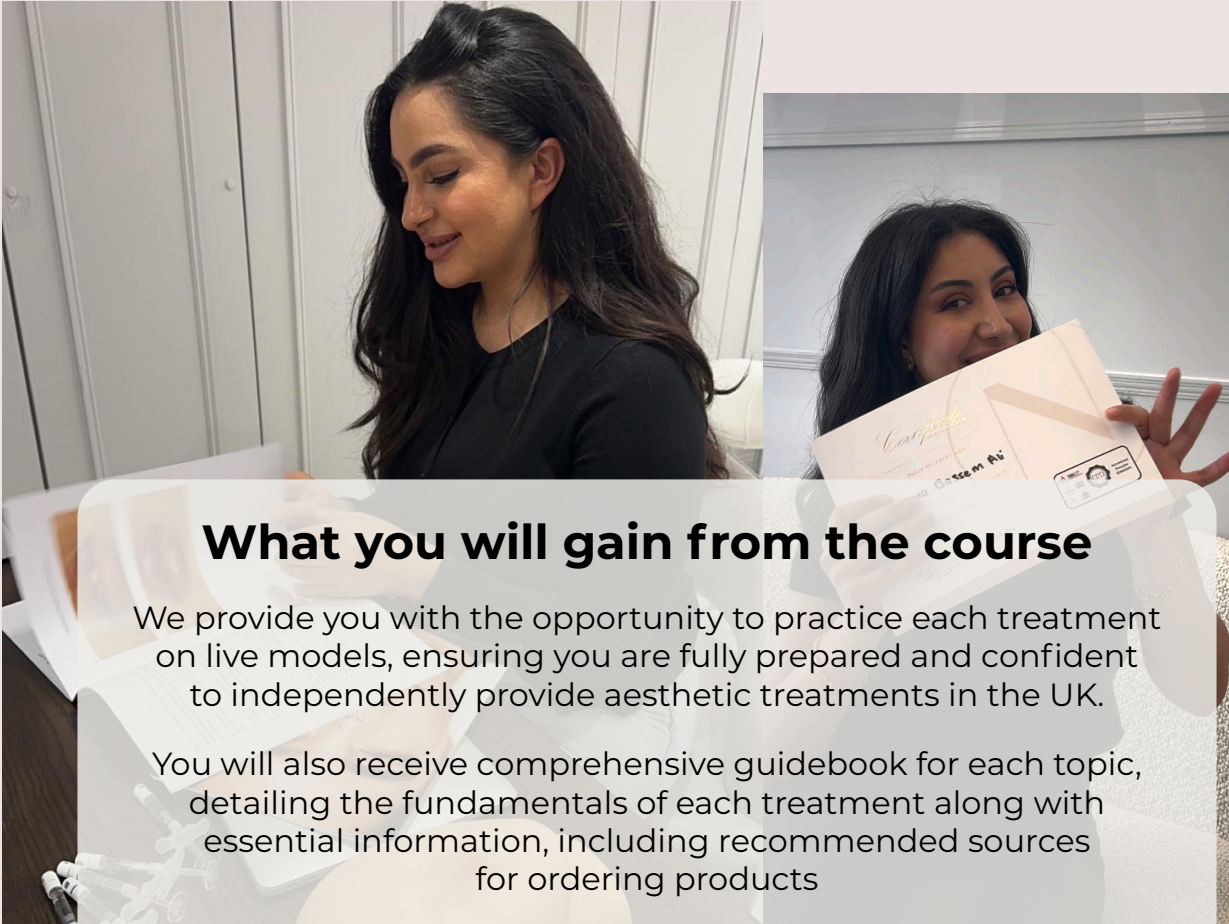
Gain 3 Qualifications

- Foundation dermal filler (Lips and nasolabial folds)
- Foundation Anti-Wrinkle injections (3 areas of the upper face)
- Complications management



BYNARJIS

AESTHETICS



What you will gain from the course

We provide you with the opportunity to practice each treatment on live models, ensuring you are fully prepared and confident to independently provide aesthetic treatments in the UK.

You will also receive comprehensive guidebook for each topic, detailing the fundamentals of each treatment along with essential information, including recommended sources for ordering products


At the end of the course, you will receive a special voucher to work with a professional designer to create your own brand identity. This voucher will allow you to develop a unique logo and branding materials that perfectly represent your aesthetic practice, giving you the tools to launch and market your services with confidence.

You are advised to check with your insurance provider before practising any treatments trained with us. ByNarjis Aesthetics Training Academy will not be held liable if found that you are unable to practise within the aesthetic field and no refunds will be given if there is any reason for you not to gain insurance.




BYNARJIS

AESTHETICS



Both courses follow the same daily schedule; however, Course Option 2, Introduction to Dermal Fillers and Anti-Wrinkle Injections (Botox) Course, will only include the activities outlined for Day 1.

Lunch will be provided on both days for all course participants, but you are welcome to bring your own if you prefer. If you have any dietary requirements or allergies, we will ask you about them on the day to ensure your needs are met.



TIMETABLE

DAY 1

10am - 12pm — Theory

12 - 1pm — Lunch

1pm — Practice on models

4pm — Home Time

TIMETABLE

DAY 2

10am - 1pm — Theory

1 - 2pm — Lunch

2 - 5:30pm — Practice on models
(If there is 1 student)

2 - 8pm — Practice on models
(If there is 2 students)

BYNARJIS

AESTHETICS